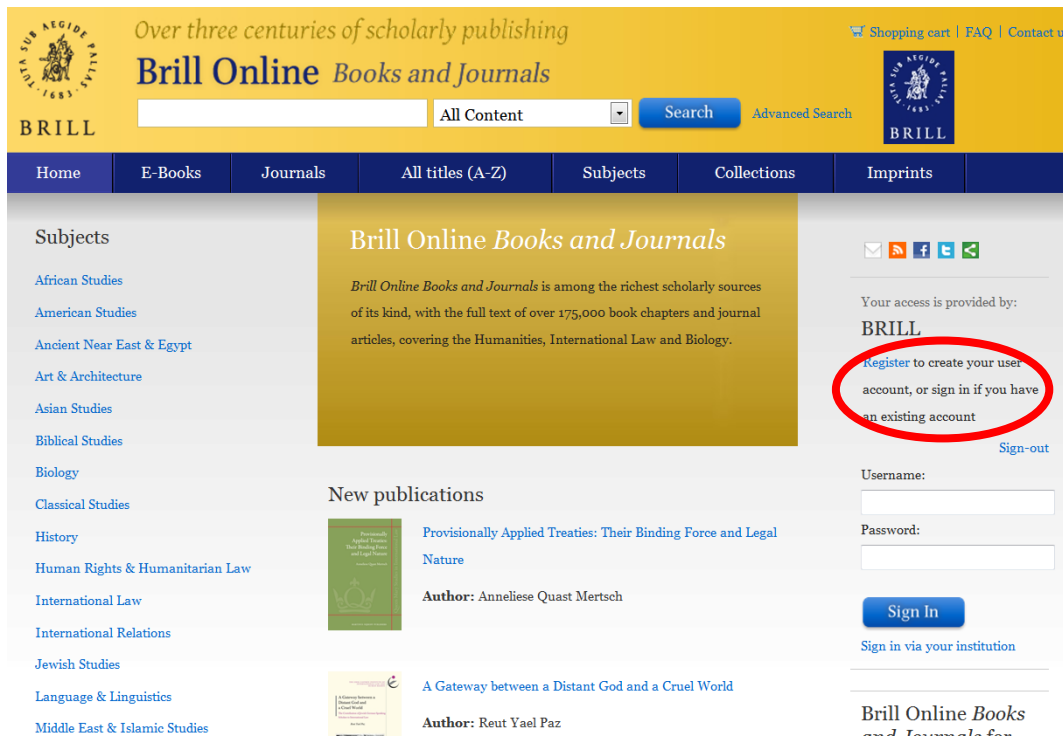


How-to activate your 4U access token:

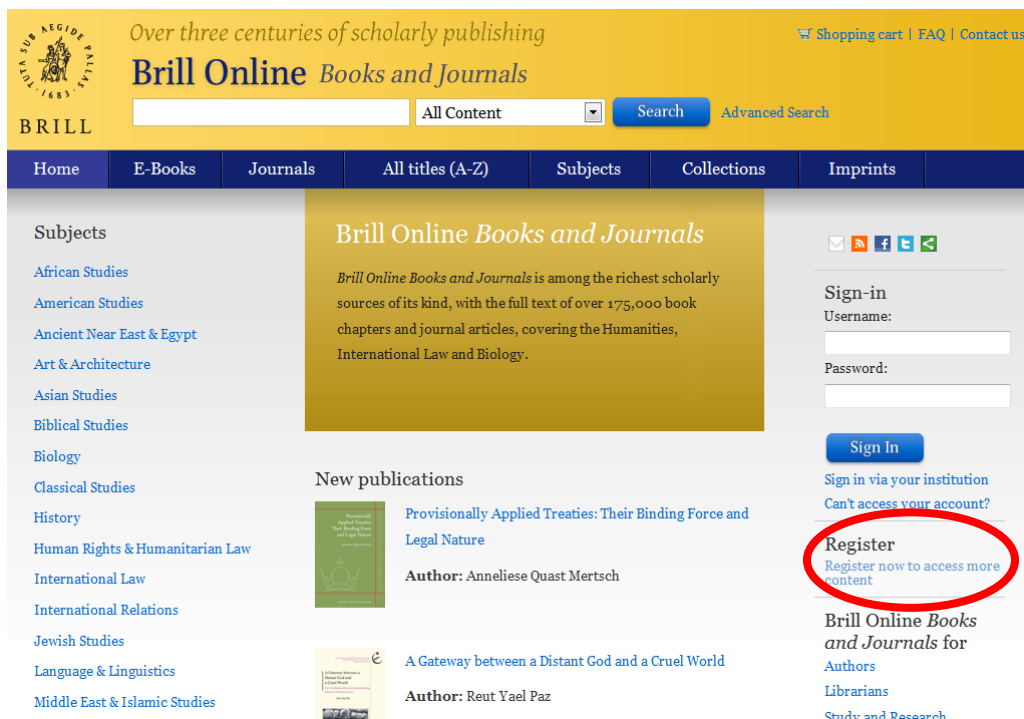
In order to be able to activate your 4U token on booksandjournals.brillonline.com you need to be **registered as a personal user** first. If you do not have a personal account yet, please follow these steps:

If you are **signed in via your institution**, you can register here:



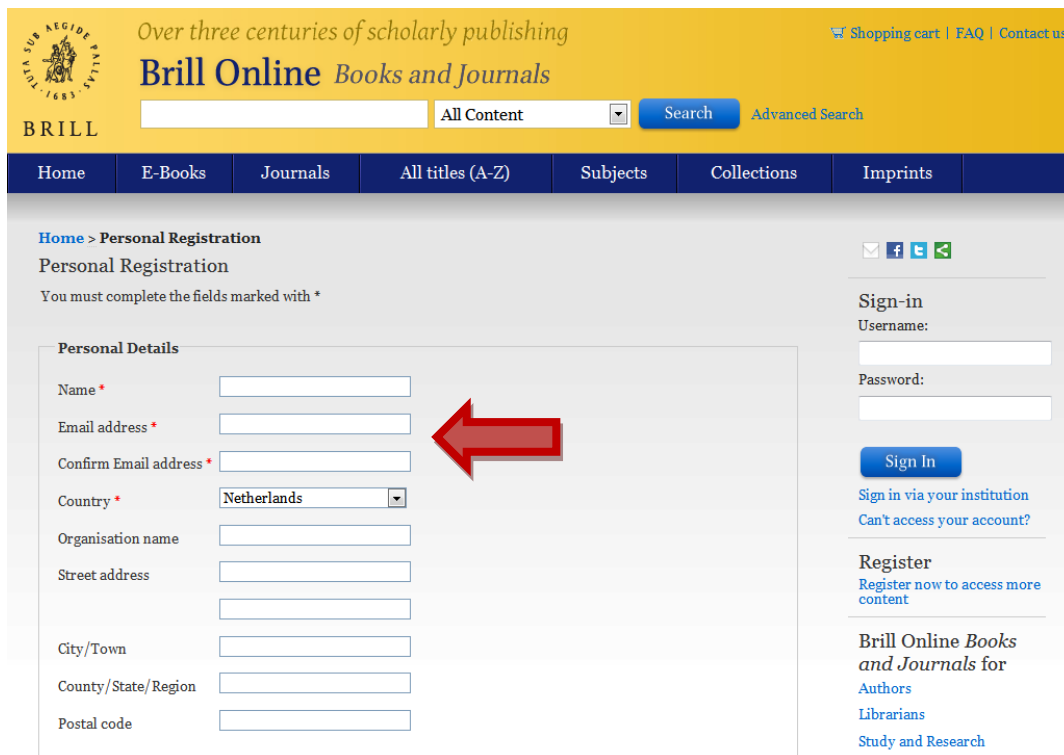
The screenshot shows the Brill Online Books and Journals homepage. The top navigation bar includes the Brill logo, the tagline "Over three centuries of scholarly publishing", and the site name "Brill Online Books and Journals". A search bar is present with a dropdown menu set to "All Content" and a "Search" button. Below the navigation bar, there are tabs for "Home", "E-Books", "Journals", "All titles (A-Z)", "Subjects", "Collections", and "Imprints". The main content area is divided into three columns. The left column lists various subjects. The middle column features a large banner for "Brill Online Books and Journals" with a description of the database's content. Below this, there are sections for "New publications" with book covers and titles. The right column contains a login section for "BRILL" with a "Sign-out" link. The "Register to create your user account, or sign in if you have an existing account" link is circled in red.

If you are **not signed in via your institution**, you can register here:



The screenshot shows the Brill Online Books and Journals homepage, similar to the previous one. The "Register" link in the right-hand login section is circled in red. The "Sign-in" section includes fields for "Username:" and "Password:", a "Sign In" button, and a link for "Sign in via your institution". Below the "Sign In" button, there is a link for "Can't access your account?". The "Register" link is positioned below the "Sign In" button and is circled in red.

At the **Personal Registration** page, please fill out your **Personal Details**:



Over three centuries of scholarly publishing
Brill Online Books and Journals

Shopping cart | FAQ | Contact us

BRILL All Content Search Advanced Search

Home E-Books Journals All titles (A-Z) Subjects Collections Imprints

Home > Personal Registration
Personal Registration
You must complete the fields marked with *

Personal Details

Name *

Email address *

Confirm Email address *

Country *

Organisation name

Street address

City/Town

County/State/Region

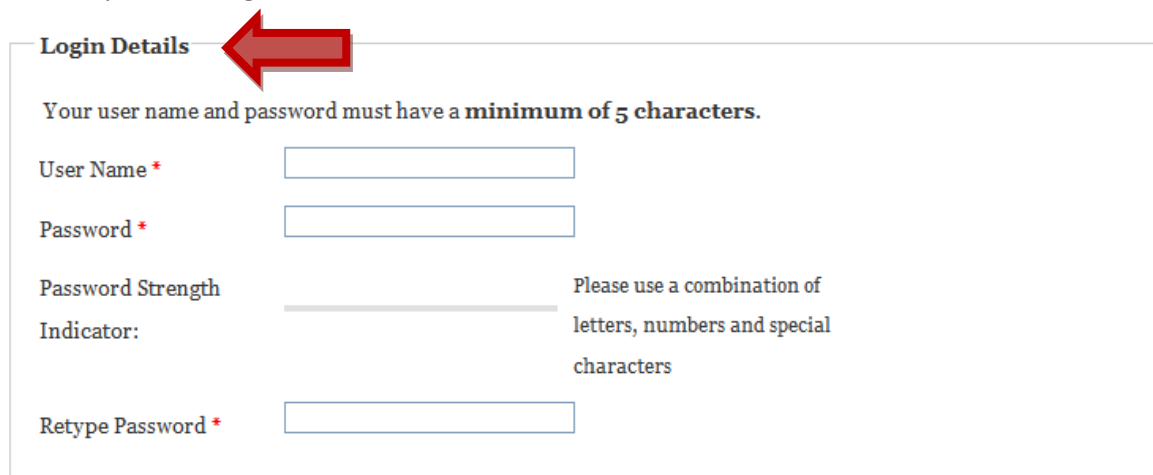
Postal code

Sign-in
Username:
Password:
Sign In
[Sign in via your institution](#)
[Can't access your account?](#)

Register
[Register now to access more content](#)

Brill Online Books and Journals for
[Authors](#)
[Librarians](#)
[Study and Research](#)

as well as personal **Login Details**:



Login Details

Your user name and password must have a **minimum of 5 characters**.


User Name *

Password *

Password Strength Please use a combination of
Indicator: letters, numbers and special
characters

Retype Password *

Finally, please **tick** "I agree to the **terms and conditions**" and click **register** at the bottom of the page:



I agree to the [terms and conditions](#) *

Register

[back to top](#)

Your registration will be **confirmed**:

The screenshot shows the Brill Online website's registration confirmation page. The header features the Brill logo, the tagline "Over three centuries of scholarly publishing", and the text "Brill Online Books and Journals". Navigation links include "Shopping cart", "My account", "FAQ", and "Contact us". A search bar is present with a dropdown menu set to "All Content" and a "Search" button. The main navigation menu includes "Home", "E-Books", "Journals", "All titles (A-Z)", "Subjects", "Collections", and "Imprints". The page content includes a "Registration Confirmation" heading, a "Thank you" message, and a confirmation that the registration was successful. A "Now continue to:" section lists links for "Create new content alerts", "My account", and "Home page". On the right side, there is a social media sharing section, a login section with fields for "Username:" and "Password:", a "Sign In" button, and a "Sign in via your institution" link. A "My account" link is also visible at the bottom right of the page.

In addition, a confirmation email is sent to the email address supplied including **your personal Username and Password**.

You can now set up your **4U token** via the **My account** page.

Links to the **My account** page can be found at the top of the page, or under the sign in banner:

This screenshot is identical to the one above, but with two red circles highlighting specific links. The first circle is around the "My account" link in the top navigation bar. The second circle is around the "My account" link located at the bottom right of the page, below the "Sign in via your institution" link.

On the **My account** page you can set up your 4U access token by clicking on **Add content**

Over three centuries of scholarly publishing
Shopping cart | My account | FAQ | Contact us

BRILL
All Content Search Advanced Search

Home E-Books Journals All titles (A-Z) Subjects Collections Imprints

Home > My account
My account
From here, you can set up email alerts, save your searches, view your orders and update your personal details. You can get back to this page at any time by clicking on 'My Account' in the right hand column.

Subscriptions & orders
Subscriptions
- View current content
- **Add content**

Orders
- Track orders

My profile & favorites
My profile
- Update personal details

Favorites
- My Favorites

Searches & alerts
Searches
- Search History
- Saved searches

Alerts
- Manage site alerts
- View current publication alerts
- Add new publication alerts
- View current subject alerts
- Add new subject alerts

You are signed in as:
Brill Demo Account (Personal)
Sign-out

Username:
Password:
Sign In
Sign in via your institution
My account

Brill Online Books and Journals for
Authors
Librarians
Study and Research
A A A

Enter the access token and click the **Claim** button

Over three centuries of scholarly publishing
Shopping cart | My account | FAQ | Contact us

BRILL
All Content Search Advanced Search

Home E-Books Journals All titles (A-Z) Subjects Collections Imprints

Home > My account
My account
From here, you can set up email alerts, save your searches, view your orders and update your personal details. You can get back to this page at any time by clicking on 'My Account' in the right hand column.

Subscriptions & orders
Subscriptions
- View current content
- Add content

Orders
- Track orders

If you have an access token, please enter the code here and then press 'claim' to receive access to content that the token offers.

Claim

Your access is provided by:
BRILL
You are signed in as:
Els van Egmond
Sign-out

Username:
Password:
Sign In

You only need to enter the access token **once**. You will now have free access to the title of your choice until the expiry date.